

Round Fans



**Round Fans
DUTIES UP TO
0.4 m³/s**

**PLASTIC AND
STEEL CASED FAN
UNITS**

Latest EC Fan Technology

Compact and Powerful

Easy to install

Range of accessories
and solutions



Round Fans

*part of a complete range of innovative,
flexible products from the HVAC experts*

Round Fans


Round Fans

The VES range of Round Fans offer a versatile solution for a wide variety of domestic, commercial and industrial projects.

They are ideal for supply and/or extract systems in offices, shops, store rooms, kitchens, toilets, workshops etc. Manufactured from plastic or steel, these in-line centrifugal fans can be vertically or horizontally mounted and operate to a wide air temperature range. They are easily installed to circular and spiral ductwork and come with a range of accessories such as clamps and silencers.

VES Round Fans can form part of a wider solution, including speed control, heat recovery and heating.

- ▶ EC and AC Fan Technology
- ▶ Suitable for domestic, commercial and industrial applications
- ▶ Air temperature range -30 °C to +60 °C
- ▶ Horizontal or vertical mounting
- ▶ All fans speed controllable
- ▶ Manufactured from zinc coated steel or plastic
- ▶ Easy to install in circular or spiral ducting



RM EC FAN
Page 1

RS AC FAN
Page 2



BlueSense Energy Saving Package



Round Fan



EC/AC fan - with full control



Sensor options



The sign of energy saving products, services and expertise

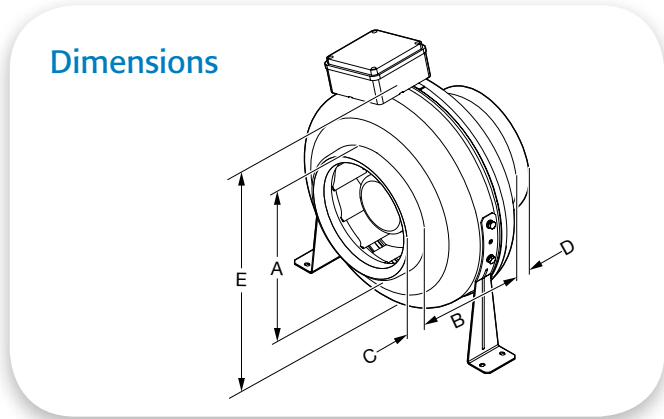
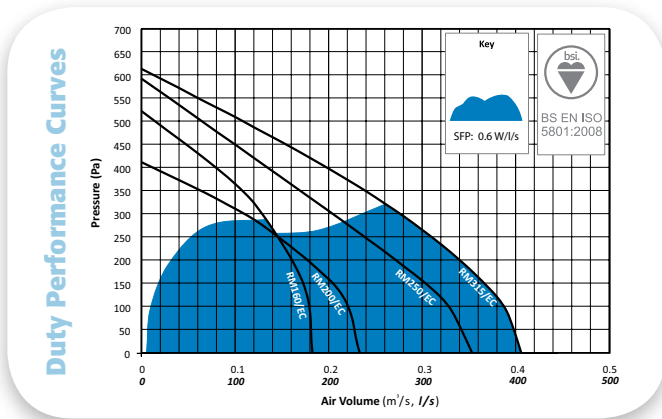
Selection Data

RM EC Fans



The RM Round Fan Extract unit is designed around a single platform with EC fan technology.

Performance



Note: The overall duty range is shown in blue with legislation compliant specific fan power requirements indicated. For further details regarding specific fan power data at your duty point, please visit www.vesdirect.co.uk.

Technical Data

Unit Type	Voltage (VAC)	Power (W)	Motor Full Load Current (A)	Fan Speed (rpm)	Maximum Operating Temperature (°C)
RM 160 EC	230 1 Phase	80	0.58	3250	60
RM 200 EC	230 1 Phase	84	0.49	2490	60
RM 250 EC	230 1 Phase	161	0.94	2700	60
RM 315 EC	230 1 Phase	160	0.94	2780	60

Sound Data

Unit Type	Sound Spectrum dB re 10 ⁻¹² W PWL Centre Frequency (Hz)								Casing Noise Breakout (dBA) @ 3m
	63	125	250	500	1k	2k	4k	8k	
RM 160 EC	40	65	60	67	60	56	47	35	45
RM 200 EC	48	68	64	71	63	61	56	47	50
RM 250 EC	58	67	70	66	67	65	56	47	46
RM 315 EC	40	55	58	67	65	63	56	55	48

Dimension Data

Unit Type	Dimensions (mm)					Weight (kg)
	A	B	C	D	E	
RM 160 EC	159	150	25	25	304	5.9
RM 200 EC	198	188	25	25	344	7.1
RM 250 EC	248	194	30	25	344	8.0
RM 315 EC	313	199	30	30	404	8.5

Note: Data for design guidance only. For full details, outline drawings are available upon request.

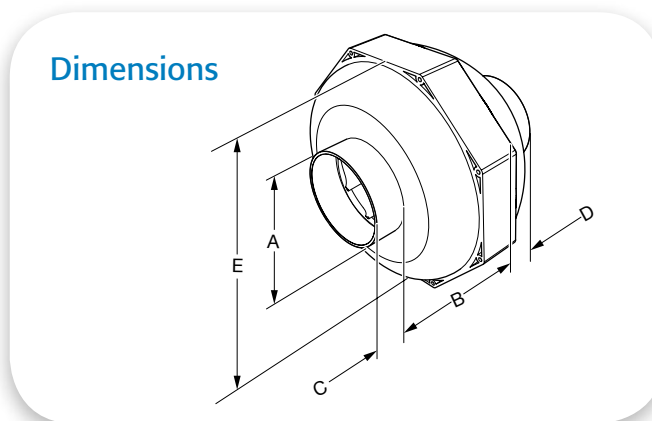
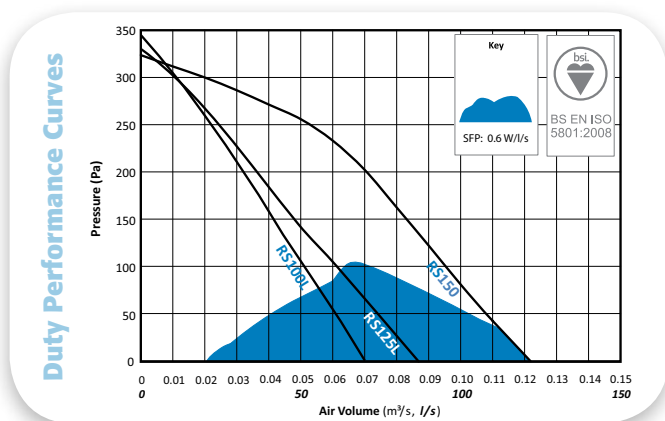
Round Fans

Selection Data

RS AC Fans

The RS Round Fan Extract unit is designed around a single platform with AC fan technology.

Performance



Note: The overall duty range is shown in blue with legislation compliant specific fan power requirements indicated. For further details regarding specific fan power data at your duty point, please visit www.vesdirect.co.uk.

Technical Data

Unit Type	Voltage (VAC)	Motor Size (W)	Motor Full Load Current (A)	Fan Speed (rpm)	Maximum Operating Temperature (°C)
RS 100L	230 1 Phase	65	0.30	2480	40
RS 125L	230 1 Phase	65	0.30	2415	40
RS 150	230 1 Phase	70	0.30	2400	40

Sound Data

Unit Type	Sound Spectrum dB re 10 ⁻¹² W PWL Centre Frequency (Hz)								Casing Noise Breakout (dBA) @ 3m
	63	125	250	500	1k	2k	4k	8k	
RS 100L	67	70	74	70	61	53	47	40	50
RS 125L	65	68	70	70	59	55	47	39	51
RS 150	64	67	70	68	59	57	49	41	49


Dimension Data

Unit Type	Dimensions (mm)					Weight (kg)
	A	B	C	D	E	
RS 100L	100	160	30	30	245	2.4
RS 125L	124	160	30	30	245	2.4
RS 150	149	170	30	30	341	3.0

Note: Data for design guidance only. For full details, outline drawings are available upon request.

Accessories

Fast Clamps



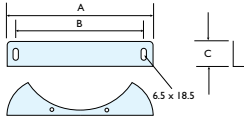
RS/RM Unit Type	Clamp Fastener Type
100L	FK 100
125L	FK 125
150/160	FK 150
200	FK 200
250	FK 250
315	FK 315

Screen Guard




RS/RM Unit Type	Screen Guard Type
100L	SG 100
125L	SG 125
150/160	SG 150
200	SG 200
250	SG 250
315	SG 315

Mounting Feet



RS Unit Type	Mounting Feet Type	Dimensions (mm)		
		A	B	C
100L	RS FT1	270	240	47
125L	RS FT1	270	240	47
150	RS FT2	270	240	47

LD Silencer



RS/RM Unit Type	LD Silencer Type	Dimensions (mm)				Weight (kg)	Induct Loss Sound Spectrum dB re 10 ⁻¹² W PWL Centre Frequency (Hz)							
		A	B	C	D		63	125	250	500	1k	2k	4k	8k
100L	LD 100	98	204	600	40	4.6	-5	-8	-15	-33	-39	-40	-36	-20
125L	LD 125	123	230	600	40	5.4	-4	-8	-13	-30	-35	-35	-31	-15
150/160	LD 150	148	255	600	40	6.1	-4	-7	-12	-23	-30	-36	-31	-15
200	LD 200	198	305	900	40	11.0	-7	-9	-14	-32	-39	-36	-26	-15
250	LD 250	248	355	900	40	13.2	-5	-8	-12	-24	-30	-30	-22	-14
315	LD 315	313	420	1200	40	21.0	-6	-9	-14	-23	-32	-32	-18	-15

Round Fans

Controls

CFSC1

- ▣ Suitable for direct connection to EC fans
- ▣ Manual controller for remote speed adjustment



CFSC1

Air Quality Sensor

- ▣ Sensor combining CO₂ and VOC measurements
- ▣ Suitable for demand control ventilation or indoor air quality control
- ▣ Optional room or duct mounting variants



AQ/R Sensor

Manual speed controllers

1 phase

Tapped transformer type in five steps and off, or electronic variable speed type with optional 0-10 Volt input for BMS control.



Single phase variable



Single phase stepped



MS 10



- ▣ 10% Online Discount
- ▣ 100s of Ventilation Products



Sales Freephone 0800 31 66 000

vesdirect.co.uk

Product Specification

Round Fans

1.1. General

- A. Provide an in-line duct mounted fan for installation with circular ductwork. Fan to meet the performance and configuration as indicated in the schedule and detail drawings. The in-line duct mounted fan shall be of the round type as supplied by VES Andover Ltd a company accredited with BS EN ISO 9001:2008.

1.2. Unit Construction

- A. 1. The RM fan shall be provided as a pre-assembled unit comprising an aerodynamically formed galvanized sheet steel case, metal centrifugal fan impeller and hub mounted direct drive motor.
- A. 2. The RS fan shall be provided as a pre-assembled unit comprising an aerodynamically formed plastic case, plastic centrifugal fan impeller and hub mounted direct drive motor.
- B. The case shall be designed to suit metric circular duct as indicated in the schedule and detail drawings.
- C. The fan shall be suitable for horizontal or vertical duct mounting.
- D. The fan shall be supplied with a support bracket as standard.

1.3. Fan Impeller

- A. The fan shall be fitted with a metal backward curved blade axial fan impeller finished to match the fan case.

1.4. Motor

- A. The fan shall be provided with a 230 VAC single phase AC or EC motor, insulated to class F with IP44 environmental protection rating.
- B. The motor shall be ball bearing mounted as standard.

1.5. Operating Environment

- A. The fan shall be designed to operate in ambient temperatures up to 60 °C for EC and 40 °C for AC.

1.6. Controls

- A. The motor shall be pre-wired to a fitted terminal box.
- B. The terminal box shall be supplied with a capacitor, where applicable, to suit the motor size as indicated in the schedule and detail drawings.
- C. The AC fan shall be fully compatible with the optional VS2/VS2E fan speed controller as supplied by VES Andover Ltd.

1.7 Ancillaries

- A. The fan shall be fully compatible with a standard range of optional circular duct-mounted silencers.
- B. The fan shall be fully compatible with a standard range of optional duct mounted filter boxes.
The filter box shall be provided as a pre-assembled unit comprising a single skinned galvanised sheet steelcase, G3 panel filter and circular spigots.
- C. The fan shall be fully compatible with a selection from the EHC circular duct mounted electric heater battery range as supplied by VES Andover Ltd.
- D. The fan shall be fully compatible with the optional wire screen guard.

Download specification from www.ves.co.uk/information-centre

Other products and services from the complete range of VES HVAC solutions:

Air Handling Units

- Supply and extract, combined or separate.
- Heat recovery including crossflow plate heat exchangers, thermal wheel, run-around coils.
- Plantroom or weatherproof, flat or stacked.
- Fitted silencers, fitted inverters and controls.
- Matching DX condensing units.
- Various case constructions including EN 1886 certified units.

Duct Fans

- In-line centrifugal, with forward or backward curved impellers.
- Round fans, axial and mixed flow fans.
- Fitted silencers available all units.
- Manual and automatic speed controllers available.

Twin Fans

- For ceiling void, plantroom, and weatherproof.
- Many models and configurations.
- Fitted auto-changeover system.

Roof Extract Units

- Three ranges for volume and pressure.
- Curb and soaker sheet bases.

Wall and Ceiling Fans

- All types for commercial, industrial and domestic premises.

Kitchen Hood Extract Fans

- Heavy duty high temperature fans for hot greasy air.
- Motors out of airstream.
- Single inlet fans, in-line and vertical jet roof units.

Control Panels

- Off the shelf and built to order panels.
- Air quality sensors and energy savers.
- Intelligent control software.
- A range of remotes including touch screen.

Noise Control

- Matching silencers available for all ventilation products.
- Silencers designed to meet noise criteria.
- Cleanable silencers.
- Weatherproof silencers.

Specialist Site Services

- Plant refurbishment.
- Energy saving upgrades.
- Noise reduction.
- Site surveys.
- Kitchen ventilation.
- AHU flat pack installation.
- Maintenance.
- Spares.



© 2013 VES
Issue RF02 - 09/2013



VES reserve the right to amend product specifications and details without notice.